

Unit 1: AT SCHOOL



pay attention

Two Little Hands Productions | www.signingtime.com


Unit 1: AT SCHOOL



line up

Two Little Hands Productions | www.signingtime.com

Unit 1: AT SCHOOL



school

Two Little Hands Productions | www.signingtime.com


Unit 1: AT SCHOOL



principal

Two Little Hands Productions | www.signingtime.com


Unit 1: AT SCHOOL



remember

Two Little Hands Productions | www.signingtime.com

Unit 1: AT SCHOOL



learn

Two Little Hands Productions | www.signingtime.com


Unit 1: AT SCHOOL



student

Two Little Hands Productions | www.signingtime.com


Unit 1: AT SCHOOL



class


Two Little Hands Productions | www.signingtime.com

Unit 1: AT SCHOOL



teacher

Two Little Hands Productions | www.signingtime.com



school

With one hand facing downward and the other facing upward, clap your hands twice, like a teacher getting the student's attention.



line up

Your fingers represent people standing in line. Separate your hands to show that it is a long line.



pay attention

Move your hands twice in the direction you want others to focus their attention.



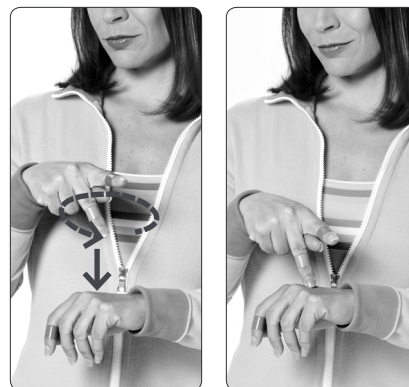
learn

One hand is flat with the palm facing upward like the page of a book. With your other hand, pretend to take information off the page and bring it up toward your forehead, like you are putting it in your brain.



remember

Bring one thumb from your forehead down to touch your other thumb, like you are remembering what is in your brain.




principal

Make the letter P for principal. Circle it, then set it down on your other hand.



teacher

Sign TEACH by closing your fingers to your thumbs and moving them forward twice. Then open your hands and bring them downward to show that a teacher is a *person* who teaches.



class


Make C's for class. Start with them next to each other with your palms forward. Now bring them around in a circle until they meet with palms facing you.



student

Sign LEARN by pretending to pick up something off of the palm of your other hand, and touching it to your forehead. Then open your hands and bring them downward to show that a student is a *person* who learns.

Unit 1: AT SCHOOL



quiet

Two Little Hands Productions | www.signingtime.com


Unit 1: AT SCHOOL



read

Two Little Hands Productions | www.signingtime.com


Unit 1: AT SCHOOL



write

Two Little Hands Productions | www.signingtime.com

Unit 1: AT SCHOOL




rest

Two Little Hands Productions | www.signingtime.com




write

Pretend you are writing on your hand.



read

One hand is like the page of a book. Brush two fingers downward a few times as if your fingers were reading the page.



quiet

Cross your hands and bring them downward and apart to “shhh” all the noise.



rest

Cross your arms on your chest.

